







## LSP250S3-6

Powered by  Perkins®

-  60HZ
-  Water-cooled
-  Three Phase
-  Diesel

| Model         |     |  | LSP250S3-6 |
|---------------|-----|--|------------|
| Standby Power | KVA |  | 250        |
|               | KW  |  | 200        |
| Prime Power   | KVA |  | 225        |
|               | KW  |  | 180        |
| Frequency     | Hz  |  | 60         |
| Voltage       | V   |  | 208/416    |
| Rated speed   | rpm |  | 1800       |

Perkins is one of the largest engine manufacturer in the world with more than 4000 business outlets, providing power to 5000 different applications with advanced technology.

Lees Perkins range of generator sets provide reliable power solutions for every business, every need. Prime power or standby service, diesel fuel generator sets deliver dependable, clean, economic power, even in the most demanding conditions – and are available in a wide range of configurations with optional equipment.

**Perkins engine → Model: 1206A-E70TTAG1****Main features:**

- The 400 series engine family continues to set new standards in the compact engine market. Developed alongside customers to fulfill their needs in the genset, compressor, agricultural and general industrial markets.
- These new ElectropaKs provide compact power, from a robust family of 3 and 4 cylinder diesel engines designed to provide economic and durable operation at Prime and Standby duties, hitting the key power nodes required by the power generation industry.
- Long-term Power Solution  
The 400 range of ElectropaKs has been designed to fully comply with stringent EU and EPA emissions regulations, providing an emissions compliant power solution for the future.
- Cost effective power
  - Compact size and low noise
  - Lower fuel consumption and oil use
  - 500 hours service intervals
  - 2 year warranty

**Engine specifications:****Air inlet**

- Mounted air filter

**Fuel system**

- Mechanically governed cassette type fuel injection pump
- Split element fuel filter

**Lubrication system**

- Wet steel sump with filler and dipstick
- Spin-on full-flow lub oil filter

**Cooling system**

- Thermostat controlled system with belt driven coolant pump and pusher fan
- Mounted radiator, piping and guards

**Electrical equipment**

- 12V starter motor and 12V 65A alternator with DC output
- Glow plug cold start aid and heater/starter switch
- 12V shut down solenoid – energized to run cold start aid
- Oil pressure and coolant temperature switches

**Flywheel and housing**

- High inertia flywheel to SAE J620 size 7 1/2 Heavy flywheel housing SAE 4 Long

**Mountings**

- Front and rear engine mounting brackets

## Perkins engine → Model: 1206A-E70TTAG1

### General data

|                        |                   |
|------------------------|-------------------|
| Cylinder No.           | 6                 |
| Cylinder arrangement   | Vertical, In-line |
| Cycle                  | 4 stroke DI       |
| Induction system       | TTA               |
| Compression ratio      | 15.8:1            |
| Bore X Stroke (mm)     | 105X135           |
| Displacement (L)       | 7.01              |
| Dry weight (kg)        | 797               |
| Wet weight (kg)        | 832               |
| Dimension (LXWXH) (mm) | 1426X1878X949     |

### Fuel consumption

|                     |              |      |
|---------------------|--------------|------|
| Engine speed        | 1800 rev/min |      |
| Fuel consumption    | g/kwh        | l/hr |
| 110% of prime power | 215.2        | 61.1 |
| 100% of prime power | 211.7        | 54.5 |
| 75% of prime power  | 209.3        | 40.4 |
| 50% of prime power  | 216.4        | 27.8 |
| 25% of prime power  | 257          | 16.5 |

The above ratings represent the engine performance capabilities to conditions specified in ISO 8528/1, ISO 3046/1:1986, BS 5514/1

Prime power: power available at variable load with a load factor not exceeding 80% of the prime power rating. Overload of 10% permitted for 1 hour in every 12 hours' operation

Standby power: power available in the event of a main power network failure up to a maximum of 500 hours per year of which up to 300 hours may be run continuously. No overload is permitted

## LEES alternator → Model: UCI274H

### Main features:

- Self excited control or auxiliary winding to provide sustained short circuit capability
- Easy access for installation and maintenance
- 2/3 pitch winding as standard, to avoid excessive neutral currents
- Advance automatic voltage regulator (AVR) control
- Single or two bearing construction with dynamically balanced rotor and sealed-for-life bearings
- IP23 as standard

### Alternator specifications

|                           |   |
|---------------------------|---|
| Control system            | Self excited  |
| A.V.R.                    | AS440   |
| Voltage regulation        | ±1.0%   |
| Insulation system         | Class H   |
| Protection                | IP23  |
| Stator winding            | Double layer lap  |
| Winding pitch             | 2/3   |
| Winding leads             | 12  |
| Stator wdg. resistance    | 0.0199 Ohms per phase at 22°C series star connected     |
| Rotor wdg. resistance     | 1.69 Ohms at 22°C                                       |
| Excited stator resistance | 20 Ohms at 22°C   |
| Excited rotor resistance  | 0.091 Ohms per phase at 22°C                            |
| Waveform distortion       | No load <1.5% non-distorting balanced linear load <5.0% |
| Maximum overspeed         | 2250 Rev/Min  |
| Bearing drive end         | BALL.6310-2RS (ISO)                                     |
| Bearing non-drive end     | BALL.6315-2RS (ISO)                                     |
| Packing crate size        | 123X67X103 (cm)   |
| Telephone interference    | THF<50 (60Hz)   |
| Cooling air               | 0.617 m3/sec 1308 cfm                                   |

### Alternator options

|             |           |
|-------------|-----------|
| Stamford    | UCI274H   |
| Leroy Somer | TAL A46 C |
| Lees        | LA274G    |

## Deepsea control module → Model: 6020

The DSE6020 is an Auto Mains (Utility) Failure Control Module suitable for a wide variety of single, diesel or gas, gen-set applications.

Monitoring an extensive number of engine parameters, the modules will display warnings, shutdown and engine status information on the back-lit LCD screen, illuminated LEDs, remote PC and via SMS text alerts (with external modem).

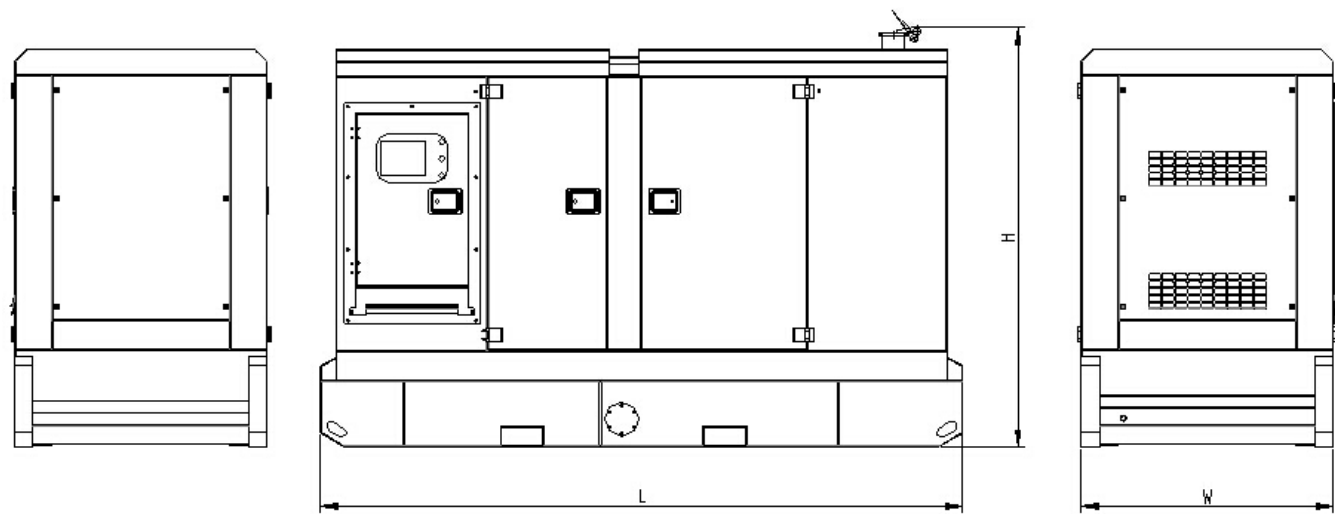
The DSE6020 will also monitor the mains (utility) supply. The modules include USB, RS232 and RS485 ports as well as dedicated DSENet terminals for system expansion.



### Key Features:

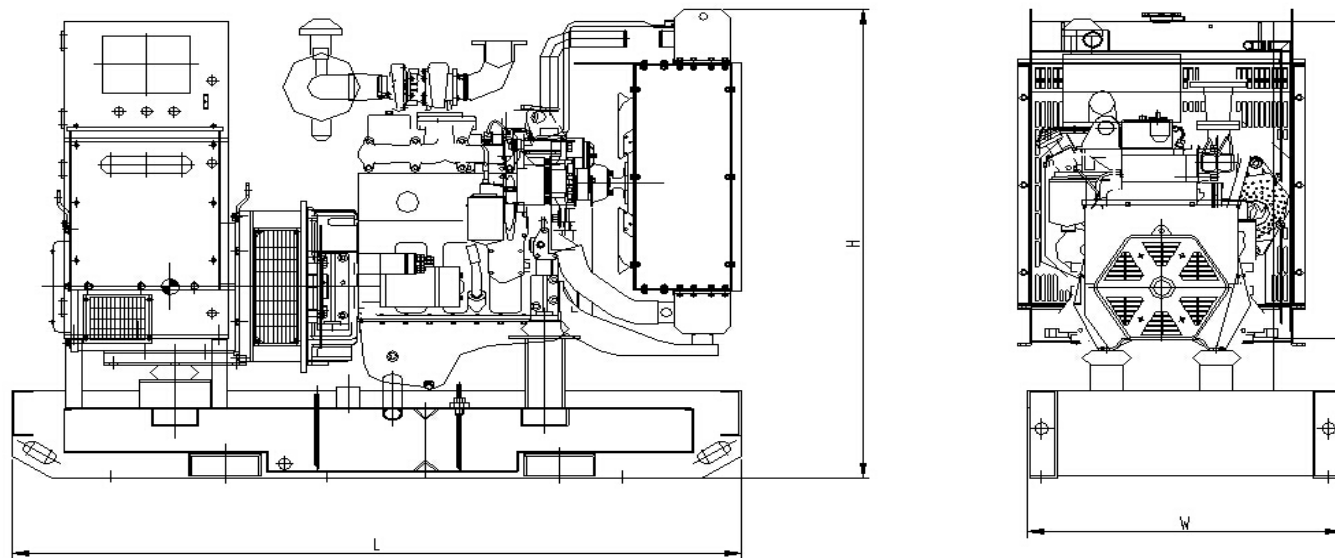
- 4-line back-lit LCD text display
- Five key menu navigation
- Front panel editing with PIN protection
- LED and LCD alarm indication
- Customisable status screens
- Power save mode
- Support for up to three remote display units
- 9 configurable inputs
- 8 configurable outputs
- Flexible sender inputs
- Configurable timers and alarms
- 3 configurable maintenance alarms
- Multiple date and time scheduler
- Configurable event log (250)
- Control logic facilities
- Easy access diagnostic page
- CAN and Magnetic Pick-up / Alt. Sensing
- Fuel usage monitor and low fuel alarms
- Charger alternator failure alarm
- Manual speed control
- Manual fuel pump control
- Engine exerciser
- "Protections disabled" feature
- kW overload protection
- Power monitoring
- Load switching (load shedding and dummy load outputs)
- Automatic load transfer
- Unbalanced load protection
- Independent Earth Fault trip
- USB connectivity
- Backed up real time clock
- Fully configurable via DSE Configurable Suite PC software
- Configurable display languages
- Remote SCADA monitoring via DSE Configuration Suite PC software
- User selectable RS232 and RS485 communications
- SMS Messaging (additional external modem required)
- Additional display screens to help with modem diagnostics
- DSENet expansion compatible
- Integral PLC editor

Overview dimension & Sound levels



LSP250S3-6 (Silent type)

| Configuration | L= Length (mm) | W= Width (mm) | H= High (mm) | Weight (kg) |
|---------------|----------------|---------------|--------------|-------------|
| Enclosed set  | 3620           | 1232          | 2000         | 2780        |



LSP250E3-6 (Open type)

| Configuration | L= Length (mm) | W= Width (mm) | H= High (mm) | Weight (kg) |
|---------------|----------------|---------------|--------------|-------------|
| Open set      | 2580           | 930           | 1670         | 2230        |

## Generating Sets Standard and Optional Features

### Engine:

- 4-stroke, water-cooled diesel engine
- Standard air filter
- Standard fuel filter
- Standard oil filter
- Oil temperature sensor
- Low coolant level sensor
- 24V electrical system
- Radiator with blowing fan
- Industrial silence
- **Fuel water separator (optional)**
- **Water jacket heater (optional)**

### Alternator:

- Class H insulation
- IP23 Protection
- Automatic Voltage Regulator (AVR)
- PMG excitation
- Single bearing alternator
- Lees alternator
- **Stamford alternator (optional)**

### Electrical system:

- DSE 6020 control module
- Maintenance-free and anti-explosion battery
- Standard breaker
- **ABB breaker (optional)**
- **ATS (optional)**

- **Battery charger (optional)**
- **GMS monitoring (optional)**

### Packing:

- Engine manual
- Alternator manual
- Gensets operation and maintenance manual
- Tool kit

### Baseframe:

- Forklift pockets
- Pulling slots
- Earth wire protection
- Built-in anti vibration mountings
- Fuel outlet valve
- Standard 8 hours fuel tank
- **Enlarged 24 hours fuel tank (optional)**
- **Separated fuel tank (optional)**

### Canopy:

- Weatherproof & sound-attenuated canopy
- Sound-absorbing material
- Lifting lug
- Emergency stop button
- Inside silencer
- **Trailer (optional)**

## Contact your distributor / dealer for more information

### WUXI LEES POWER COMPANY LIMITED

NO.312 Highway, Luoshe Town, Wuxi, China, 214000

Tel: 86-510-85166446

Fax: 86-510-85168446

Web: [www.leespowers.com](http://www.leespowers.com)

Email: [lees@leespowers.com](mailto:lees@leespowers.com)

